



TRELLIDOR LOUVRE SHUTTERS

Lock Out The Worry.
Beautiful louvre shutters for contemporary lifestyles.



Custom-made security solutions that protect people and property.

TRELLIDOR LOUVRE SHUTTERS

Custom-made aluminium louvre shutters in varying strengths for windows and doors. The choice of model depends on how strong the shutters are required to be.

SHUTTERVIEW® TX

Elegant, affordable louvre shutters.

Contemporary aluminium louvre shutters that carry the Trellidor mark of strength and unrivaled locking system. Fit them to doors and windows in homes or offices with peripheral security to control privacy, light penetration, noise, and intruders.

Why choose Trellidor Shutterview® TX

1 Proven Protection

Extensively attack tested to ensure these shutters meet the exceptional standards expected of a Trellidor security barrier.

2 Patented Louvre Index System

Slim-line design with in-built indexing wheel that positions the louvres at the same angle.

3 Louvre Latch

Custom-made louvre latch can be added for additional privacy.



SHUTTERVIEW® CLASSIC

Superior strength louvre shutters.

In addition to the standard features of the ShutterView® range, each unique S-shaped louvre is reinforced with an internal threaded steel rod for added strength and security. These beautiful shutters are all-in-one blinds and burglar bars that are resistant against attack, provide privacy, and control light and sound penetration.

Why choose Trellidor Shutterview® Classic

1 Steel Strength

Louvres all reinforced with an internal threaded steel rod and the strong lock can be operated from both sides of the shutter.

2 Proven Protection

Extensively attack tested to ensure these shutters meet the exceptional standards expected of a Trellidor security barrier.

3 Patented Louvre Index System

Slim-line design with in-built indexing wheel that positions the louvres at the same angle.

4 Louvre Latch

Custom-made louvre latch can be added for additional privacy.



SHUTTERVIEW® CLASSIC
ATTACK TEST



SHUTTERVIEW® S1

LPCB LPS1175 SR1

Introducing the world's only internationally certified aluminium louvre shutter, designed to provide the ultimate barrier security solution. This certified shutter seamlessly blends robust security with elegant design, making it an ideal choice for office spaces and standalone homes that require enhanced protection.

Why choose Trellidor Shutterview® S1

1 Internationally Certified

Tested to LPCB LPS 1175 SR1 standards by BRE, delivering internationally recognised protection against attack.

2 Reinforced Locking

Lockbody protector plate and reinforced drawbolt and shootbolt guides for unmatched locking strength.

3 Proven Protection

Locked shutters offer robust protection even with louvres tilted open for air flow and light penetration.



STANDARD FEATURES THAT SET TRELLIDOR LOUVRE SHUTTERS APART

All louvres are fully framed for strength and security.

Full architectural grade aluminium frame for strength and stability.

Patented indexing for hand-tilting.

Louvres are easily hand-tilted to open and close.

Unique side locks reduce friction for smooth opening and closing of louvres.

Customised split of connected louvres to suit light and privacy preferences.

Unique S-shaped, double walled louvre design closes snugly for improved water run-off.

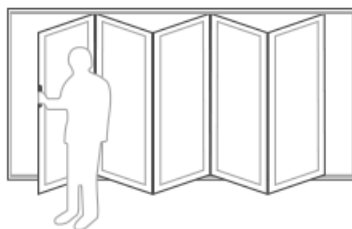

Top of the range colour matched aluminium hinges.

Woolpile strip fixed to each louvre for improved lights and weather control.


No power required to provide dependable protection.

Optional Louvre Latch for added privacy.

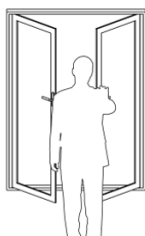
AVAILABLE CONFIGURATIONS



BI-FOLD



SLIDERS



FRENCH



HINGED



FIXED

*These configurations are examples used for illustrative purposes only. The final design of each product will be dictated by site limitations, customer specifications, and location restrictions.

COMPARISON CHART

	SHUTTERVIEW® TX	SHUTTERVIEW® CLASSIC	SHUTTERVIEW® S1
CERTIFIED RATING	N/A	N/A	LPCB LPS1175 SR1
LOUVRE MATERIAL	Double Wall Aluminium	Double Wall Aluminium	Double Wall Aluminium
LOUVRE SHAPE	S Shape	S Shape	S Shape
LOUVRE SIZE	93mm Wide	93mm Wide	93mm Wide
LOUVRE WOOL PILE	Yes	Yes	Yes
THREADED BAR	No	Yes	Yes
LOCKING POINTS	Multiple (height dependent)	Multiple (height dependent)	Multiple (height dependent)
HINGES	Aluminium	Aluminium	Stainless Steel or Aluminium (configuration dependent)
SHOOTBOLT PIN	Nylon	Nylon	Aluminium
LOCKBODY SHROUD	No	No	Yes
FRAME & LOUVRE MATERIAL WARRANTY	3 years	3 years	3 years
COMPONENT HARDWARE WARRANTY	3 years	3 years	3 years



WHY TRELLIDOR?



A BRAND YOU CAN TRUST

We were established in 1976 and have secured millions of doors, windows and other openings since our journey began.



CLOSE TO OUR CUSTOMERS

We have a large network of outlets so that we can provide customised products and expert personalised service with local knowledge.



INNOVATIVE PRODUCT RANGE

We're constantly updating our range to reflect current trends but continue to supply our old favourites that are trusted around the world.



PEACE OF MIND PROTECTION

We invest in international third-party testing and certification of our high-end designs to ensure that our entire range provides the best protection on offer.



DEPENDABLE PRODUCT WARRANTIES

Our warranties are not a sales gimmick. Not only are they internationally verified, they are realistic, reliable, responsible and reflect our confidence in our products.



LONG LASTING INVESTMENT

Our world-class anti-corrosion pretreatment and powder coating process creates a smooth, high-quality finish for a durable product with a long lifespan.

COLOURS

All Trellidor products come in 8 standard colours. Special colours are available on request, allowing you to choose a colour to best suit your decor or your corporate colours.

The Trellidor powder coating system includes a pre-treatment process that enhances our products' corrosion and UV resistance. The powder coating is ideal for coastal and inland conditions and increases the lifespan of the barrier by retaining its quality finish.

*Actual colours may vary slightly due to device settings, differences in printing substrates, or personal perceptions of colour.



WHITE



BRONZE



SAND



BEIGE GREY



ALUMINIUM



ANTHRACITE GREY



BLACK



STONE GREY

ADDRESS:

20 Aberdare Drive,
Phoenix Industrial Park,
Durban, South Africa.

CONTACT:

T: +27 (0) 861 873 554 367
E: info@trellidor.co.za
W: www.trellidor.co.za