



COMMERCIAL RANGE OF SECURITY PRODUCTS

TRELLIDOR®
THE ULTIMATE CRIME BARRIER

SECURITY SOLUTIONS THAT
TAKE CARE OF BUSINESS



Security Solutions That Take Care Of Business

Investing in the security of businesses can no longer be viewed as a luxury or merely a ‘nice to have’. It’s become a vital ingredient for sustainability, especially in a national economy continually plagued by crime. To protect their livelihoods and secure their opportunities long-term, business owners need to ensure the ongoing safety of their entire operations, including their people, equipment and assets.

COMMERCIAL RANGE
OF SECURITY PRODUCTS

RETRACTABLE SECURITY

TROJAN III - EMESC T3000

LOUVRE SHUTTERS

COTTAGE GUARD

MESH SECURITY

LOCKDOWN SHUTTER

VERTICAL RISER

COROVIEW

COROSTEEL

TRELLIDOR IS THE BRAND YOU CAN TRUST

Established over 45 years ago, Trellidor has secured more than 4 million doors, windows and other openings in 4 decades, and continues to provide customers with professional, personal service.

CLOSE TO OUR CUSTOMERS

Our committed commercial team combines with our large network of outlets, to provide expert personalised service with local knowledge. The Trellidor franchise network can ship and install products at your premises for you, both timeously and cost-effectively.

INNOVATIVE PRODUCT RANGE

We’re constantly updating our range to reflect current trends but continue to supply our old favourites that are trusted around the world. As industry specialists, we know the safety and security challenges customers face in their area.

PEACE OF MIND PROTECTION

We invest in third-party testing and certification of our high-end designs to ensure that our entire range provides the very best protection on offer.

DEPENDABLE WARRANTIES

Our warranties are not a sales gimmick. They are realistic, reliable, responsible and reflect our confidence in our products.

We make it our business to help you protect yours! For more information visit www.trellidor.co.za

TRELLIDOR RETRACTABLE SECURITY

Trellidor best sellers for over 40 years. Also known as ‘sliding gates’, these galvanized steel barriers are created in the Trellidor signature double upright and trellis design.

- Easy to slide and operate, with either a Slamlock or Deadlock patented Trellidor locking system
- A safe, recessed bottom track
- Custom-made for each business’ specific needs
- Customers can choose between steel or aluminium
- It is fully framed with a neat and compact sash designed for strength and smooth operation
- There are several models in the Retractable range to suit all levels of security risk, from medium to extremely high
- Trellidor Plus-T900, Trellidor Trojan II-T1000 and Trellidor Trojan III-EMESC T3000 have been strength tested by an international testing organisation and certified to Level 1, 2, and 3 respectively

WINDOWS • DOORS • STAIRWAYS • STORAGE AREAS • PASSAGES • HATCHES • OTHER BUILDING OPENINGS

TRELLIDOR TROJAN III - EMESC T3000

As the most robust model of retractable security on offer from Trellidor, the Trojan SR3 offers the very best protection for business employees as well as physical assets.

- The Trojan SR3 - EMESC T3000 has been officially recognised as the ‘strongest retractable on the world’ - SR3 security rated
- Certified to in providing strength under attack, by the internationally recognised Loss Prevention Certification Board (LPCB): Level 3
- Used wherever businesses require the highest level of protection, without compromise
- Fully framed with a neat and compact sash designed for strength and smooth operation
- A safe, recessed bottom track - single or double
- Either a Slamlock or Deadlock patented Trellidor locking system
- Authorised for use in the London Underground
- Custom-made for each business’ specific needs


PREMIUM PROTECTION • HIGH VALUE ASSETS • WINDOWS • DOORS • OTHER BUILDING OPENINGS




TRELLIDOR COTTAGE GUARD

A premium quality burglar bar system that is custom made, either to match existing cottage pane windows, or to create a cottage pane effect across large windows. With few rivals in terms of strength, Cottage Guard offers exceptional, insurance compliant protection for your business premises windows.

- Cottage Guard is made of aluminium square tubing reinforced with a steel threaded rod through the centre, which provides unrivalled strength under attack
- The unit is constructed and installed without welding, which means there are no weak points for corrosion to set in
- A hardly noticeable burglar proofing solution, when made to match up with existing cottage pane windows
- Fully framed and fixed to the substrate that surrounds the window on all four sides (NOT merely the window frame itself)
- Openings comply with insurance specifications
- Easy to clean and maintain, with warranties against defective workmanship, materials and corrosion



MATCH EXISTING COTTAGE PANE WINDOWS • CREATE A COTTAGE PANE EFFECT ON LARGE WINDOWS



TRELLIDOR MESH SECURITY

See-through security for windows, doors, patios and other openings. Made from an industrial grade stainless-steel woven mesh screen, inside a neat aluminium frame, Trellidor Mesh Screen provides perfect protection for windows or doorways that have lovely views.

- Offers an uncluttered appearance that is especially popular in offices, eco-estates, game lodges, hotels and hospitals
- Excellent resistance to attack by intruders with the key advantage of unobscured views
- Also effective in blocking out baboons, monkeys, mosquitoes and other pests
- Allows airflow through the mesh screen, while also blocking out sun's UV rays
- Durable and corrosion resistant even in coastal conditions
- Suitable for all levels of security risk, from low to high
- Top of the range customised stainless steel hinges for increased strength
- Available in a range of configurations for windows and doors



AWNING / CASEMENT / SASH • FIXED PANEL • HINGED • FRENCH • SLIDING • BI-FOLD • FLOATING BI-FOLD

TRELLIDOR LOCKDOWN SHUTTER

These structural-grade aluminium roller shutters combine the formidable strength of double walled slats with an innovative 'lockdown function' across the entire shutter (surpasses traditional locking sections, where 80% of roller shutters are typically breached). Various automated controller options ensure convenient operation.

INNOVATIVE ANTI-TAMPERING FEATURES:

1. **S-SHAPED ACTUATORS** alternate with the curtain's slats, and serve to translate irregular upward forces (breach attempts) into horizontal forces. This pushes ALL the actuators and slats firmly against the friction rubbers found inside the guide channels, locking the entire curtain down. NOT EVEN A FORKLIFT CAN LIFT IT!
2. **WINDLOCKS** at the end of every single horizontal slat, lock the shutter curtain into the vertical guide channels on both ends of the unit. This innovation prevents the curtain from pulling out along the sides of the unit, during a breach attempt



STOREFRONTS • KIOSKS & COUNTERS • JEWELLERY STORES • PHARMACEUTICAL • TRANSPORT VEHICLES

TRELLIDOR LOUVRE SHUTTER

Aluminium louvre security shutters are an elegant alternative to curtains, blinds, and security barriers on your windows, or as security doors instead of steel gates. They're also a simple and effective way to divide up your space, creating separate areas for different functions or even just a bit of privacy.

- Each louvre is reinforced with an internal threaded steel rod for excellent strength and security, even with louvres in the open position
- The louvres are easy to tilt so that you can control light penetration, airflow, and visibility.
- Patented Trellidor locking system is accessible from both sides
- Uncluttered and streamlined design: no external levers or rods because operating mechanisms are concealed inside the shutter
- Unique S-shaped louvre design provides upright panels when closed; better airflow when open; and improved water run-off
- Choose the split of connected louvres to suit your light and privacy preferences
- Pre-treated against corrosion and powder coated
- Available in a versatile range of configurations



WINDOWS & DOORS: FIXED PANEL • HINGED • FRENCH • SLIDING • BI-FOLD • FLOATING BI-FOLD



TRELLIDOR COROVIEV

Coroviev sectional overhead doors combine aluminium extrusions and toughened glass panels to offer high visibility and full opening applications. These attractive doors can be opened to enjoy good weather or closed to provide protection without obscuring the view.

- Extruded aluminium frames are specifically designed to achieve the maximum strength to weight ratio
- Conforms to international 'Slim Line' specifications
- Able to accommodate either 4mm toughened glass or 6.38mm laminated safety glass
- The glass may be replaced with infill panels of powder coated aluminium, creating an attractive, ventilated security door
- Double tie rods at the panel ends give additional strength and rigidity
- Fitted with galvanised tracks, hinges and fittings, which may be powder coated on request to match the door
- UV-resistant powder coating provides a quality finish, in colours to suit customer requirements
- Custom crafted to suit all openings

FIRE STATIONS • GARAGES • FITMENT CENTRES • SHOWROOMS • STOREFRONTS • VERANDAHS



TRELLIDOR COROSTEEL

Corosteel sectional overhead doors are neat and functional all-purpose doors, suitable for any entrance that requires easy and quick, motorised door operation. They offer a cost-effective solution that is capable of withstanding industrial use.

- 450mm panels of corrosion-resistant 0.8mm galvanised steel, that can be punched to incorporate vision panels and ventilation holes, powder coated as required, and easily replaced if damaged
- Corosteel units are custom-crafted to double door widths and are locked using shoot bolts on either side
- Can be insulated (for superior temperature and sound control) with 25mm expanded polyurethane and aluminium backing plates
- Galvanised tracks, hinges and fittings offer corrosion resistance and a neoprene bottom gasket seal protects the door from shock
- **STANDARD LIFT:** Above the opening, vertical tracks bend away from the wall (90° or aligned to roof pitch), directing the door inward
- **HIGH LIFT:** Tracks first continue vertically for a specified distance above the opening, before bending and directing the door inward
- **VERTICAL RISER:** Tracks continue vertically above the opening without bending (and accordingly, the door is NOT directed inward)

INDUSTRIAL APPLICATIONS • FACTORIES • ENTRANCE DOORS • PARKING GARAGES • COMPLEXES

TRELLIDOR EFFICIENT AUTOMATION

An overhead door that is opened and closed frequently reduces the efficiency and temperature value of the building. Trellidor is able to offer high speed operating overhead doors, which not only assists in preventing energy loss, but also helps in production processes and flow of goods in the building. Depending on the selection, our motors can also offer back up battery facilities.

LINEAR DC DRIVE MOTOR	BULLET MOTOR	BOX SHAFT DRIVE MOTOR	24 VOLT DC SHAFT DRIVE MOTOR
<ul style="list-style-type: none"> • An economic, yet quiet, safe & reliable motor for sectional doors up to a width of 6.5m • Will stop and reverse if an obstruction is detected • Strong 24V geared DC Motor with battery back-up 	<ul style="list-style-type: none"> • A heavy-duty electric motor, coupled with a powerful gearbox, to deliver maximum lifting force • Safely automate extremely heavy roller-shutter doors • Includes a manual override facility (five metre chain) 	<ul style="list-style-type: none"> • Single-phase and 3-phase motor operators • Available in various power outputs to suit all sizes of door • Option of hand-crank directly applied to the motor, or hand chain, for operation during power failure, 	<ul style="list-style-type: none"> • A door motor offering easy operation • Suitable for larger sectional doors • Doors up to a maximum of 35m²

RANGE OF ELECTRIC MOTORS • REMOTE / WIRED CONTROLLER OPTIONS • MANUAL OVERRIDE FEATURES

TRELLIDOR CERTIFIED QUALITY

With a vast national network delivering security products manufactured locally to international standards, Trellidor sets the benchmark for strength. This has been verified through rigorous independent product testing, and certifications confirming some of the highest security ratings in the world.

WORLD-CLASS STRENGTH: LPCB CERTIFIED

- BRE Global Loss Prevention Certification Board (LPCB) is an internationally respected, independent, third-party certification organisation that sets standards that ensure security products, amongst others, work effectively. The LPCB Mark has become a recognised mark of trust for architects, specifiers and end-users
- Trellidor manufactures a number of certified products including Trellidor Plus-T900 (Level 1); Trellidor Trojan II-T1000 (Level 2); and Trellidor Trojan III-EMESC T3000 (Level 3)

UNWAVERING QUALITY MANAGEMENT STANDARDS

- The Trellidor Quality Management System (QMS) has been certified to ISO 9001: 2015 by BRE-LPCB

CORROSION TREATMENT & POWDER COATING

- Trellidor's manufacturing process includes etching and pre-treatment for enhanced corrosion resistance. Powder coating with a UV-resistant polyester coating helps to retain the quality finish and increases the lifespan of the Trellidor Security Shutter, making Trellidor products suitable for internal or external installation, in both coastal and inland conditions



Assessed to ISO 9001:2015
Cert/LPCB ref. 474





**YOUR SAFETY
IS OUR BUSINESS**

TRELLIDOR
THE ULTIMATE CRIME BARRIER

COMMERCIAL DIVISION | **0861 873 554 367** | info@trellidor.co.za | www.trellidor.co.za



The content of this Manual is confidential and proprietary in nature. All material in this Manual, including know-how, trade secrets, designs, text, images, logos and sounds, are owned or controlled by Trellidor, unless otherwise indicated. Copyright 2021 Trellidor, all rights are reserved. Content may not be copied, reproduced, transmitted, distributed, downloaded or transferred in any form or by any means without Trellidor's prior written consent, which may be withheld unilaterally and without providing reasons, and with express attribution to Trellidor.