

TRELLIDOR ESTATE RETRACTABLE (T500)

The Trellidor Estate Retractable range of fully framed, galvanised steel sliding barriers is custom-made for doors, patios, passages, windows, stairways and retail outlet counters. Models differ in terms of strengthening features. The robust double trellis design helps protect homes and commercial buildings from a break-in. These gates are neat, compact and operate smoothly. All models are fitted with a patented Trellidor locking system that locks in multiple places using just one key in a single lock.

All Trellidor security barriers are manufactured at our LPCB ISO audited factory. The manufacturing process includes pre-treatment for enhanced corrosion and UV resistance before undergoing powder coating. This helps to retain the quality finish and increases the lifespan of the barrier, making them suitable for both coastal and inland conditions.

FEATURES AND BENEFITS

- Standard top track
- Purpose designed mild steel rivets
- Upright nylon wheel holder assembly with aluminium shaft
- Upright assembly with roll-formed steel uprights
- Multiple locking points in all door height ranges with one key point
- Lock cover
- Upright nylon sill guide with zinc plated spacer tube and steel rivets
- Link closures are joined together with nylon hinge pins
- Links cross over and connect three upright bars
- Fully framed

WARRANTY


With the correct maintenance, our products will help keep both corrosion and criminals at bay. Ask your Trellidor Security Consultant about our recommended maintenance regime to ensure the validity of the full warranty.

- | | | |
|--------------------------------|--------------------------|-------------------------|
| • Materials | Coastal - 3 years | Inland - 5 years |
| • Locks & Cylinders | Coastal - 3 years | Inland - 3 years |
| • Electric Locks | Coastal - 1 year | Inland - 1 year |


Trellidor security barriers are only available through authorised Trellidor franchises. Our products are all custom-measured, manufactured and fitted by Trellidor trained and certified technicians.

AVAILABLE COLOURS

MATT WHITE



MATT BRONZE



MATT SAND



MATT LIGHT BROWN



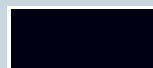
MATT ALUMINIUM



MATT CHARCOAL



MATT BLACK



All Trellidor products are finished in a state-of-the-art powder coating plant, as such the colours on this brochure WILL differentiate from the actual product colour. Should you have any concerns or would like to see the actual powder coated colour, please speak to your Trellidor consultant who will be able to provide you with a physical sample.

www.trellidor.co.za | www.trellidor.com

The content of this Manual is confidential and proprietary in nature. All material in this Manual, including know-how, trade secrets, designs, text, images, logos and sounds, are owned or controlled by Trellidor, unless otherwise indicated. Copyright 2021 Trellidor, all rights are reserved. Content may not be copied, reproduced, transmitted, distributed, downloaded or transferred in any form or by any means without Trellidor's prior written consent, which may be withheld unilaterally and without providing reasons, and with express attribution to Trellidor.



TRELLIDOR
THE ULTIMATE CRIME BARRIER