

TRELLIDOR TROJAN II - T1000

The Trellidor Retractable Security range of fully framed, galvanised steel sliding barriers is custom-made for doors, patios, passages, windows, stairways and retail outlet counters. Models differ in terms of strengthening features. The robust double trellis design helps protect homes and commercial buildings from a break-in. These gates are neat, compact and operate smoothly. All models are fitted with a patented Trellidor locking system that locks in multiple places using just one key in a single lock.

All Trellidor security barriers are manufactured at our LPCB ISO audited factory. The manufacturing process includes pre-treatment for enhanced corrosion and UV resistance before undergoing powder coating. This helps to retain the quality finish and increases the lifespan of the barrier, making them suitable for both coastal and inland conditions.

FEATURES AND BENEFITS

- Steel top track with cover
- Purpose designed semi-tubular stainless steel rivets
- Upright nylon wheel holder assembly with aluminium shaft
- Upright assembly with roll-formed steel uprights
- Multiple locking points in all door height ranges with one key point
- Lock cover
- Upright steel sill guide with semi-tubular rivets
- Link closures are joined together with steel spacer tubes and recess bushes
- Reinforced anchor plates at fixings into the wall
- Lattice link assembly at the bottom of the uprights
- Links cross over and connect three upright bars
- Fully framed
- Certified by London-based Loss Prevention Certification Board (LPCB) to Level 2



LPS 1175 : Issue 5
Cert/LPCB ref. 474a

WARRANTY


With the correct maintenance, our products will help keep both corrosion and criminals at bay. Ask your Trellidor Security Consultant about our recommended maintenance regime to ensure the validity of the full warranty.

- | | | |
|--------------------------------|--------------------------|-------------------------|
| • Materials | Coastal - 3 years | Inland - 5 years |
| • Locks & Cylinders | Coastal - 3 years | Inland - 3 years |
| • Electric Locks | Coastal - 1 year | Inland - 1 year |


Trellidor security barriers are only available through authorised Trellidor franchises. Our products are all custom-measured, manufactured and fitted by Trellidor trained and certified technicians.

AVAILABLE COLOURS

MATT WHITE



MATT BRONZE



MATT SAND



MATT LIGHT BROWN



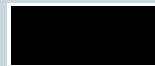
MATT ALUMINIUM



MATT CHARCOAL



MATT BLACK



All Trellidor products are finished in a state-of-the-art powder coating plant, as such the colours on this brochure WILL differentiate from the actual product colour. Should you have any concerns or would like to see the actual powder coated colour, please speak to your Trellidor consultant who will be able to provide you with a physical sample.

www.trellidor.co.za | www.trellidor.com

Trellidor and The Ultimate Crime Barrier are registered trademarks of Trellidor (Pty) Limited. As a conscientious consumer please remember that given enough time and the right tools, all security barriers can be breached no matter how well they're constructed. As a responsible manufacturer, however, we endeavour to design, engineer, test and install all our products to give our customers the best possible security barriers the technology at the time allows.



TRELLIDOR
THE ULTIMATE CRIME BARRIER

TRELLIDOR RETRACTABLE SECURITY

PRODUCT RANGE DIFFERENTIATOR

Features	Benefits	Trellidor Trojan II T1000	Trellidor T900	Trellidor T800	Trellidor T700	Trellidor TA600	Trellidor T500
1 Standard top track	Top hung unit for easy operation				●	●	●
2 Steel top track with cover	Prevents access to wheel assembly & corner cleat rivets	●	●	●	optional		
3 Stainless steel inserts inside uprights & links	Reduces the risk of flights and uprights being cut	●					
4 Steel rivets	Purpose designed for resistance during attack			●	●		●
5 Semi-tubular stainless steel rivets	Purpose designed for increased resistance during attack	6mm	5mm				
6 No visible rivets	Clutterless design for a neater finish					●	
7 Upright wheel holder assembly - customised with steel bearings	Stronger design to carry weight of top hung unit for easy operation	●					
8 Upright wheel holder - nylon wheel holder	Designed for smooth operation of unit	●	●	●	●	●	●
9 Roll-formed Steel	Increased overall unit strength	●	●	●	●		●
10 Structural Aluminum	Increased corrosion resistance					●	
11 Slamlock	One key locks at two points		optional	optional	optional		optional
12 Deadlock	One key locks at multiple points	●	●	●	●	●	2 lock points
13 Lock cover	Prevents access to lock box during attack	with cylinder shroud	●	●	●		●
14 Lock stile cover plate	Increases resistance during attack at locking points	●					
15 Upright sill guide - steel guide with semi-tubular rivets	Designed to resist extreme risk attack	●	●				
16 Upright sill guide - steel guide with zinc plated spacer tube and steel rivets	Designed to resist high risk attack			●	●		
17 Upright sill guide - nylon sill guide with zinc plated space tube and steel rivets	Designed to resist medium risk attack						●
18 Link closures - joined together with steel spacer tubes and recess bushes	Increased strength of flights under attack	●	●	●	●		
19 Link closures - joined together with nylon hinge pins	Strengthens flights under attack						●
20 Anchor plates - reinforced anchor plates at fixings into the wall	Increased strength on fixing holes	●	●	●	●		
21 Lattice link assembly	Strengthens bottom track under attack	2 hole	●	●			
22 Certified through LPCB	Certified by the Loss Prevention Certification Board in London	level 2	level 1				